

Assessment Results: Spring 2022 Administrations

**Clayton Public School District
October 18, 2022**

Measuring
College and
Career
Readiness

NJSLA PERFORMANCE LEVELS

- **Level 1: Not yet meeting grade-level expectations**
- **Level 2: Partially meeting grade-level expectations**
- **Level 3: Approaching grade-level expectations**
- **Level 4: Meeting grade-level expectations**
- **Level 5: Exceeding grade-level expectations**

ENGLISH LANGUAGE ARTS (ELA)

	Not Yet Meeting (Level 1)	Partially Meeting (Level 2)	Approaching Expectations (Level 3)	Meeting Expectations (Level 4)	Exceeding Expectations (Level 5)	DISTRICT % >= Level 4	STATE
Grade 3	22.4	25.0	27.6	25.0	0	25.0	42.4
Grade 4	8.2	16.3	29.6	40.8	5.1	45.9	49.4
Grade 5	12.5	25.0	21.2	37.5	3.8	41.3	49.6
Grade 6	18.5	28.7	27.8	23.1	1.9	25.0	47.5
Grade 7	20.6	30.4	29.4	16.7	3	19.6	52.7
Grade 8	18.9	30.6	24.3	24.3	1.8	26.1	51.3
Grade 9	14.0	21.0	30.0	31.0	4.0	35.0	48.9
Grade 10	NOT TESTED						
Grade 11	NOT TESTED						

Comparison of **Clayton Public School District** Spring 2022 NJSLA Administrations English Language Arts to New Jersey Percentages for 2022

Grade	Level 1, District	Level 1, State	Level 2, District	Level 2, State	Level 3, District	Level 3, State	Level 4, District	Level 4, State	Level 5, District	Level 5, State
3	22.4	20.1	25.0	15.5	27.6	22.0	25.0	36.2	0	6.2
4	8.2	14.4	16.3	14.3	29.6	21.9	40.8	35.3	5.1	14.1
5	12.5	12.5	25.0	14.7	21.2	23.2	37.5	40.4	3.8	49.6
6	18.5	10.6	28.7	15.6	27.8	26.3	23.1	37.4	1.9	10.2
7	20.6	12.3	30.4	13.5	29.4	21.5	16.7	31.4	3	21.3
8	18.9	14.3	30.6	13.2	24.3	21.2	24.3	35.8	1.8	15.6
9	14.0	11.9	21.0	15.6	30.0	23.6	31.0	36.5	4.0	12.5

Notes: Percentages may not total 100 due to rounding.

Comparison of Clayton Public School District Spring 2019 & Spring 2022 NJSLA Administrations English Language Arts - Percentages

Grade	Level 1 2019	Level 1 2022	Change in Level 1	Level 2 2019	Level 2 2022	Change in Level 2	Level 3 2019	Level 3 2022	Change in Level 3	Level 4 2019	Level 4 2022	Change in Level 4	Level 5 2019	Level 5 2022	Change in Level 5
3	27.1	22.4	-	22.9	25.0	+	28.1	27.6	-	21.9	25.0	+	0.0	0	=
4	9.2	8.2	-	16.3	16.3	=	32.7	29.6	-	33.7	40.8	+	8.2	5.1	-
5	8.9	12.5	+	16.9	25.0	+	22.6	21.2	-	46.0	37.5	-	5.6	3.8	-
6	9.9	18.5	+	21.8	28.7	+	44.6	27.8	-	22.8	23.1	+	1.0	1.9	+
7	20.1	20.6	+	16.4	30.4	+	22.4	29.4	+	27.6	16.7	-	13.4	3.0	-
8	12.1	18.9	+	14.0	30.6	+	23.4	24.3	+	32.7	24.3	-	17.8	1.8	-
9	13.5	14.0	+	21.2	21.0	+	26.0	30.0	+	34.6	31.0	-	4.8	4.0	-

Notes: Data shown is preliminary. Percentages may not total 100 due to rounding.

ELA PROFICIENCY BY GRADE SPAN

	DISTRICT	STATE
ELEMENTARY	37.4	47.1
MIDDLE	23.5	50.5
GRADE 9	35.0	48.9

	DISTRICT TOTAL	STATE TOTAL
2017	39.6	52.3
2018	41.0	51.6
2019	38.4	53.8
2022	31.9	48.8

MATHEMATICS

	Not Yet Meeting (Level 1)	Partially Meeting (Level 2)	Approaching Expectations (Level 3)	Meeting Expectations (Level 4)	Exceeding Expectations (Level 5)	DISTRICT % \geq Level 4	STATE
Grade 3	20.8	27.3	33.8	16.9	1.3	18.2	45.4
Grade 4	3.1	29.6	40.8	26.5	0	26.5	39.4
Grade 5	17.3	33.7	28.8	20.2	0	20.2	36.1
Grade 6	20.4	38.9	35.2	5.6	0	5.6	31.3
Grade 7	8.8	33.3	38.2	15.7	3.9	19.6	34.1
Grade 8	40.9	31.2	24.7	3.2	0	3.2	15.4
ALG-MS	0	11.1	55.6	33.3	0	33.3 _(School)	34.8
ALG-HS	31.1	30.0	32.2	6.7	0	6.7 _(School)	34.8
ALG-DISTRICT	25.9	26.9	36.1	11.1	0	11.1	34.8
ALG II							
GEO	9.5	4.8	61.9	23.8	0	23.8	44.0

Comparison of Clayton Public School District Spring 2019 & Spring 2022 NJSLA Administrations Mathematics - Percentages

Grade	Level 1 2019	Level 1 2022	Change in Level 1	Level 2 2019	Level 2 2022	Change in Level 2	Level 3 2019	Level 3 2022	Change in Level 3	Level 4 2019	Level 4 2022	Chang e in Level 4	Level 5 2019	Level 5 2022	Change In Level 5
3	10.4	20.8	+	20.8	27.3	+	35.4	33.8	-	31.3	16.9	-	2.1	1.3	-
4	10.2	3.1	-	29.6	29.6	=	35.7	40.8	-	22.4	26.5	+	2.0	0	-
5	8.1	17.3	+	32.5	33.7	+	33.3	28.8	-	24.4	20.2	-	1.6	0	-
6	5.0	20.4	+	26.0	38.9	+	36.0	35.2	-	31.0	5.6	-	2.0	0	-
7	9.6	8.8	-	26.7	33.3	+	33.3	38.2	+	26.7	15.7	-	3.7	3.9	+
8*	28.6	40.9	+	47.3	31.2	-	18.7	24.7	+	5.5	3.2	-	0.0	0	=
ALG-MS	0.0	0	=	11.8	11.1	-	11.8	55.6	+	76.5	33.3	-	0.0	0	=
ALG-HS	20.6	31.1	+	50.5	30.0	-	20.6	32.2	+	8.4	6.7	-	0.0	0	=
ALG-DIS	17.7	25.9	+	45.2	26.9	-	19.4	36.1	+	17.7	11.1	-	0.0	0	=
GEO***	12.9	9.5		36.5	4.8	-	42.4	61.9	+	8.2	23.8	+	0.0	0	=

Notes: Data shown is preliminary. Percentages may not total 100 due to rounding. ALG 1 is Algebra 1; GEO is Geometry; ALG II is Algebra 2.

Comparison of Spring 2022 NJSLA Administrations Mathematics to New Jersey - Percentages for 2022

Grade	Level 1, District	Level 1, State	Level 2, District	Level 2, State	Level 3, District	Level 3, State	Level 4, District	Level 4, State	Level 5, District	Level 5, State
3	20.8	13.3	27.3	18.3	33.8	23.0	16.9	32.8	1.3	12.6
4	3.1	13.1	29.6	22.6	40.8	24.8	26.5	33.2	0	6.2
5	17.3	15.1	33.7	23.0	28.8	25.9	20.2	28.9	0	7.1
6	20.4	15.3	38.9	24.9	35.2	28.5	5.6	26.0	0	5.3
7	8.8	10.9	33.3	23.6	38.2	31.5	15.7	28.9	3.9	5.1
8*	40.9	30.4	31.2	31.9	24.7	22.3	3.2	14.6	0	0.8
Algebra I MS	0	17.8	11.1	22.7	55.6	24.7	33.3	31.9	0	2.9
Algebra HS I**	31.1	17.8	30.0	22.7	32.2	24.7	6.7	31.9	0	2.9
Geometry**	9.5	6.9	4.8	18.9	61.9	30.1	23.8	37.8	0	6.2

Notes: Percentages may not total 100 due to rounding.

MATH PROFICIENCY BY GRADE SPAN

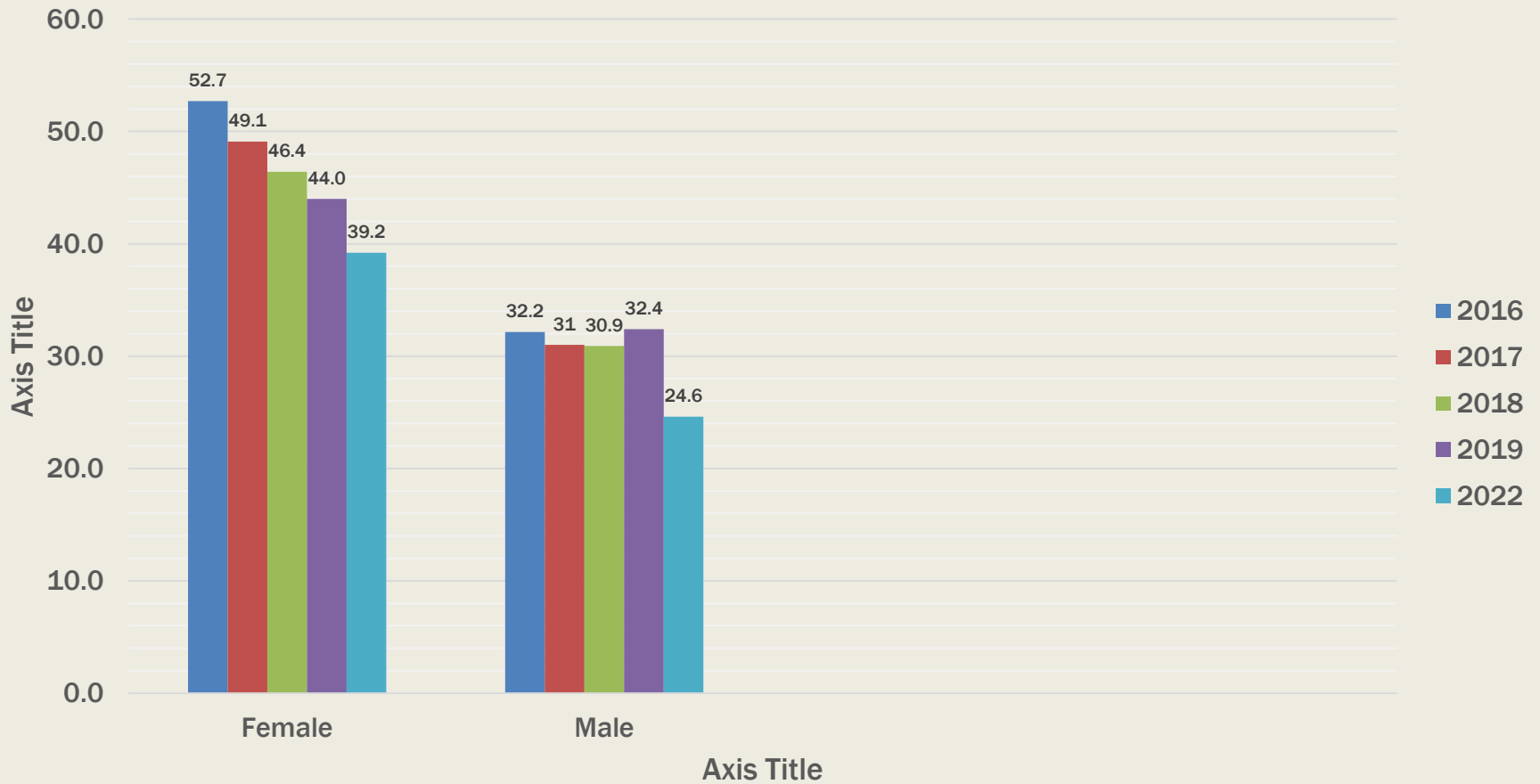
	DISTRICT	STATE
ELEMENTARY	21.6	40.3
MIDDLE	15.4	26.9
HIGH SCHOOL	15.25	39.4

	DISTRICT TOTAL	STATE TOTAL
2017	28.0	39.8
2018	26.1	38.6
2019	25.9	42.7
2022	17.4	35.5

NJSLA

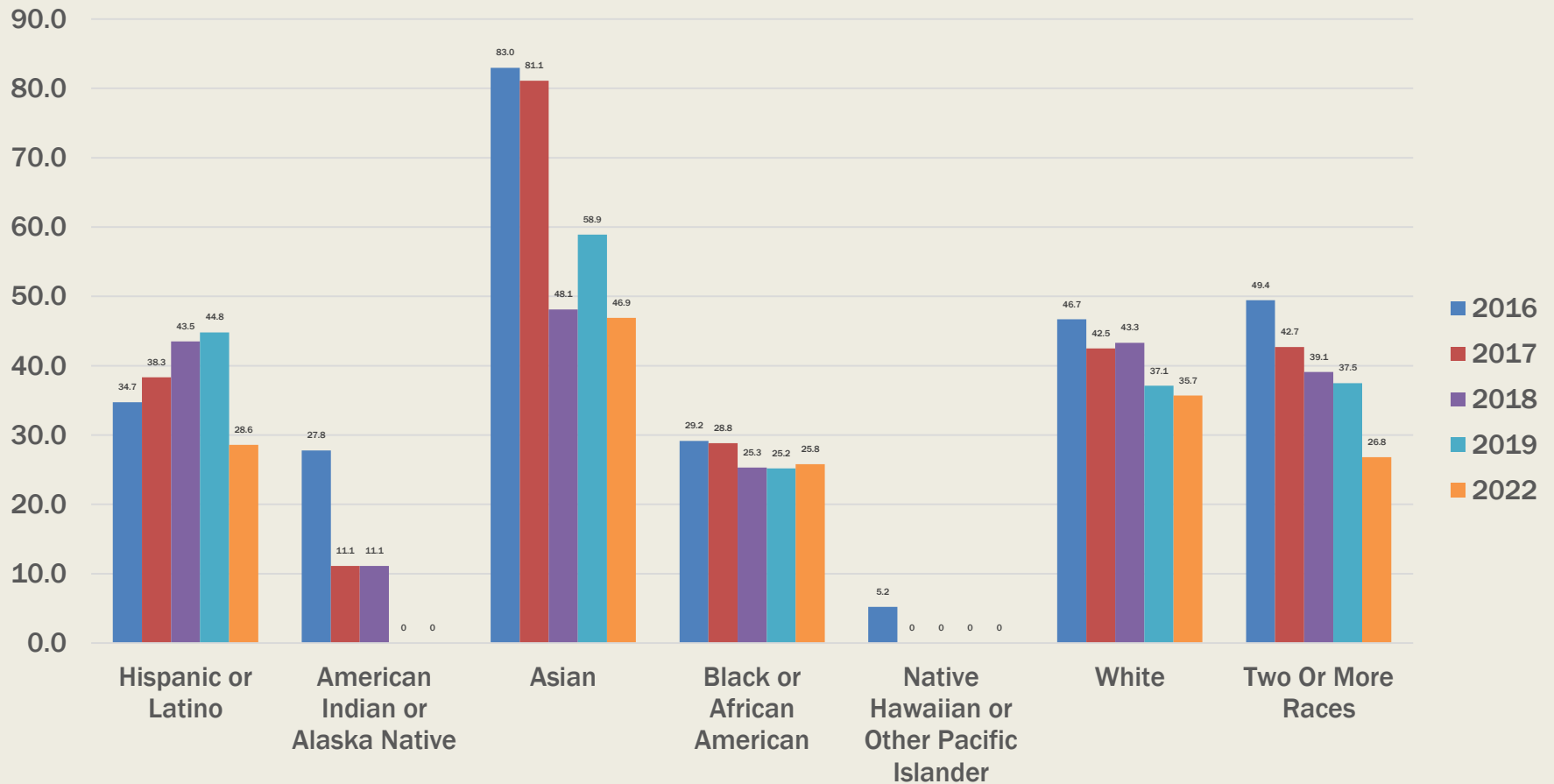
Subgroup Data

ELA GENDER



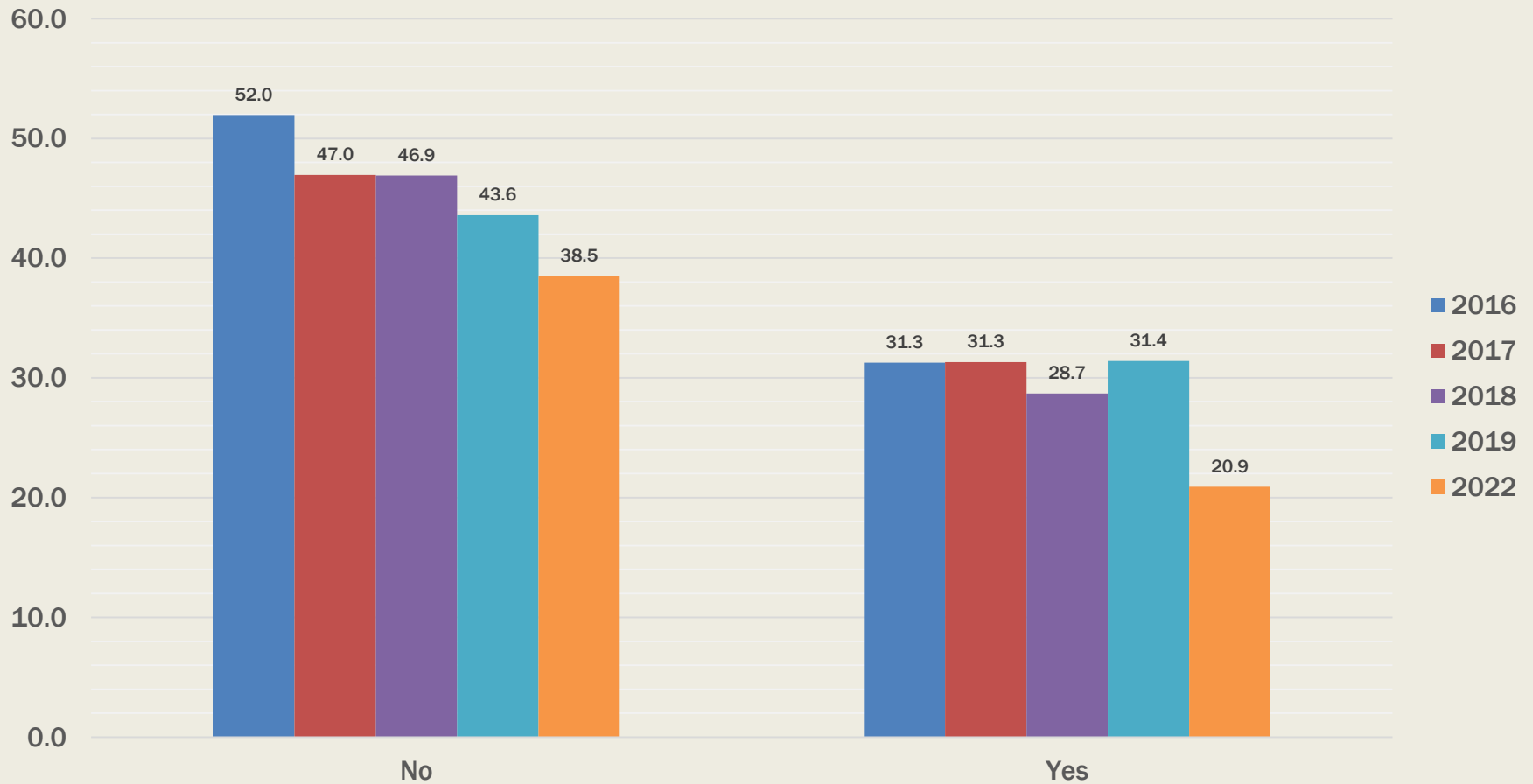
ELA

ETHNICITY/RACE



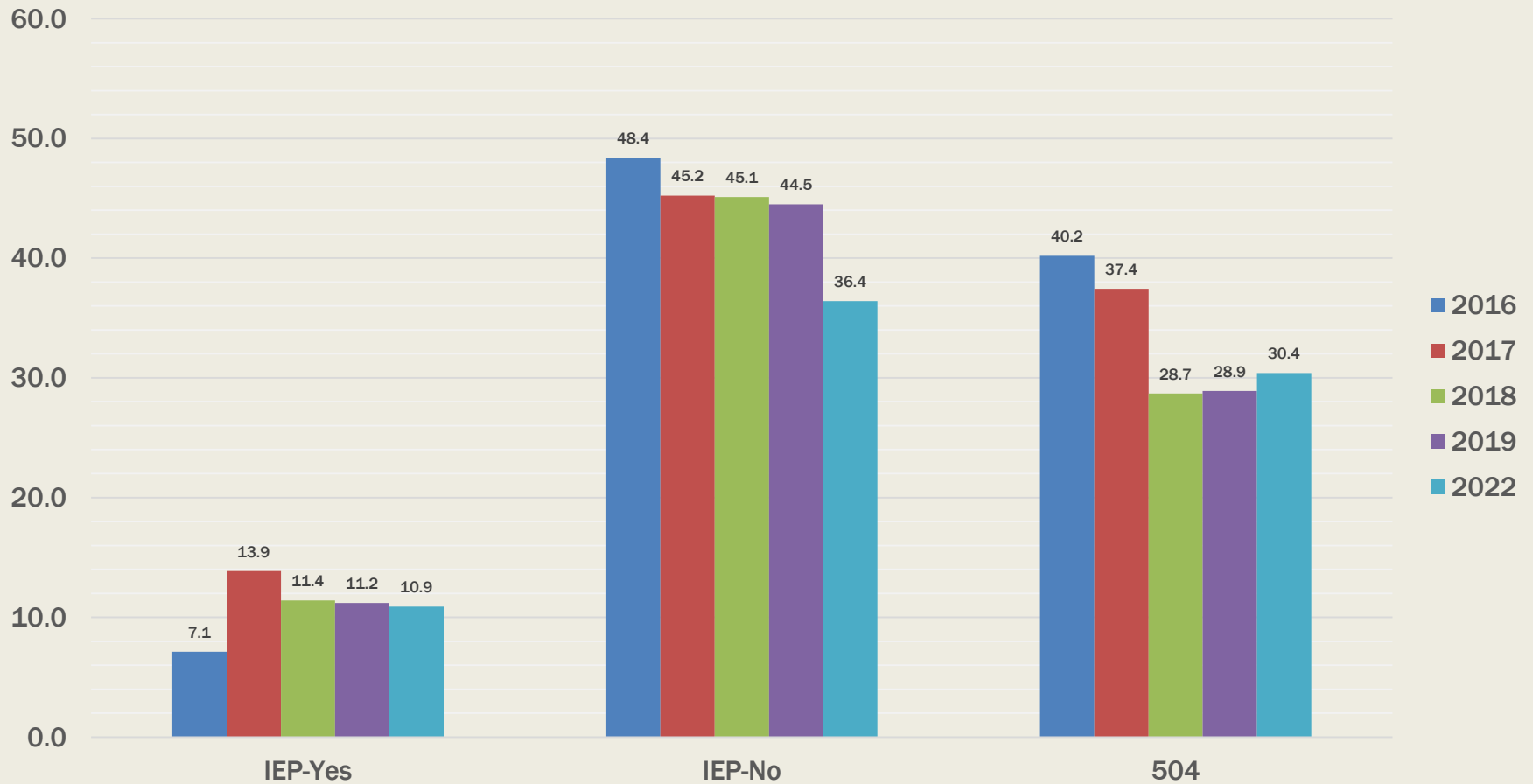
ELA

ECONOMIC DISADVANTAGE



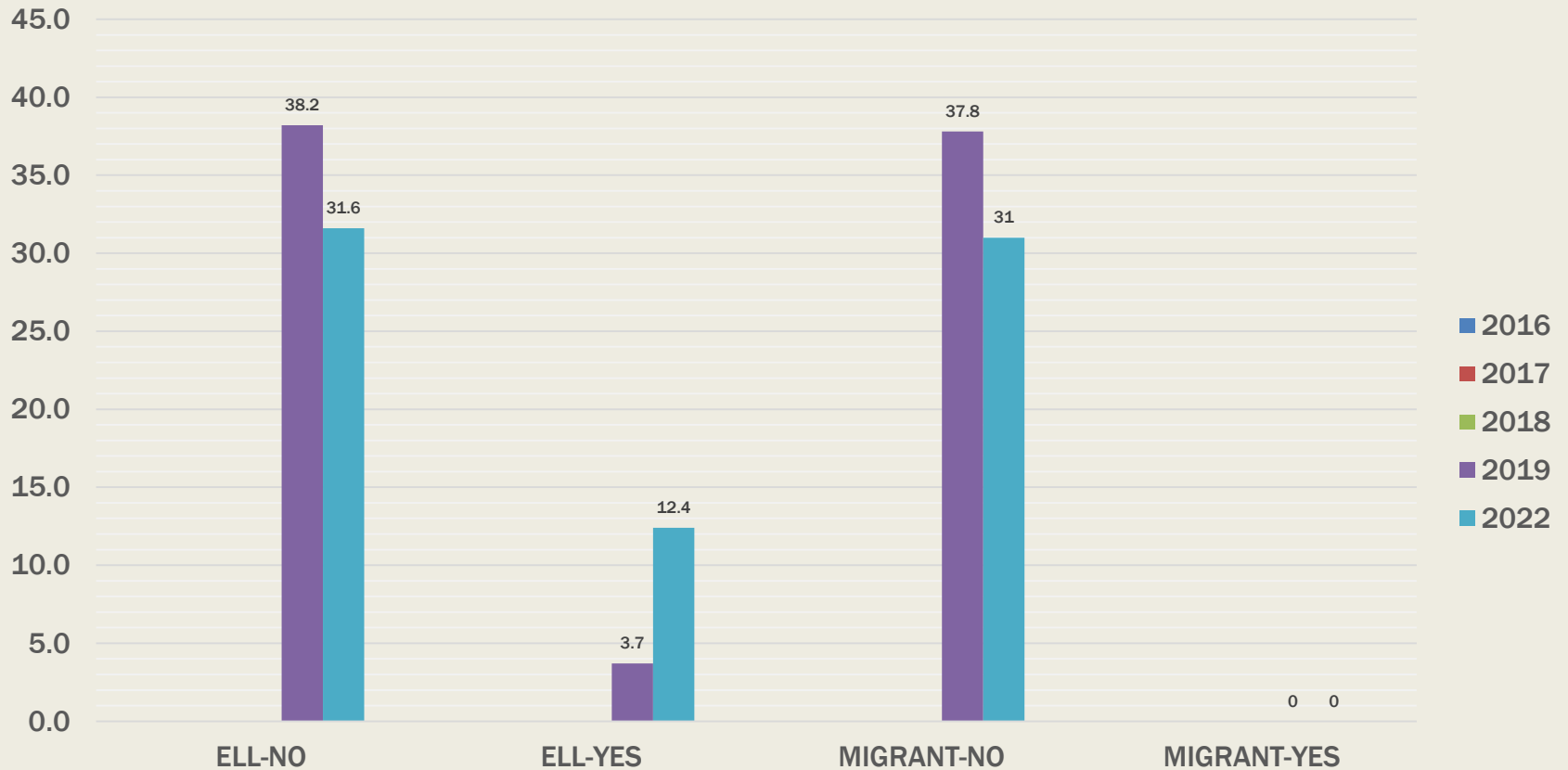
ELA

STUDENTS WITH DISABILITIES



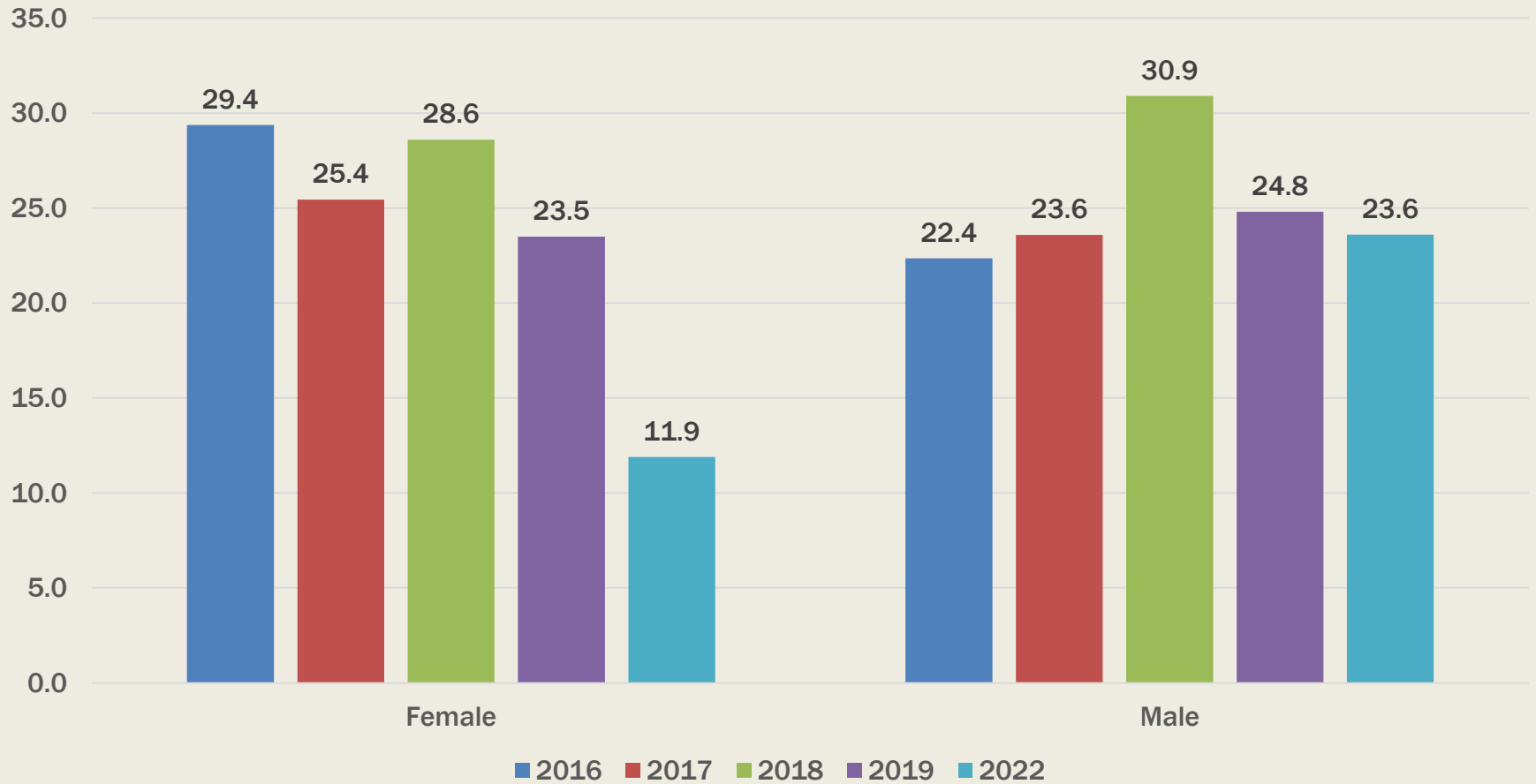
ELA

ELL AND MIGRANT



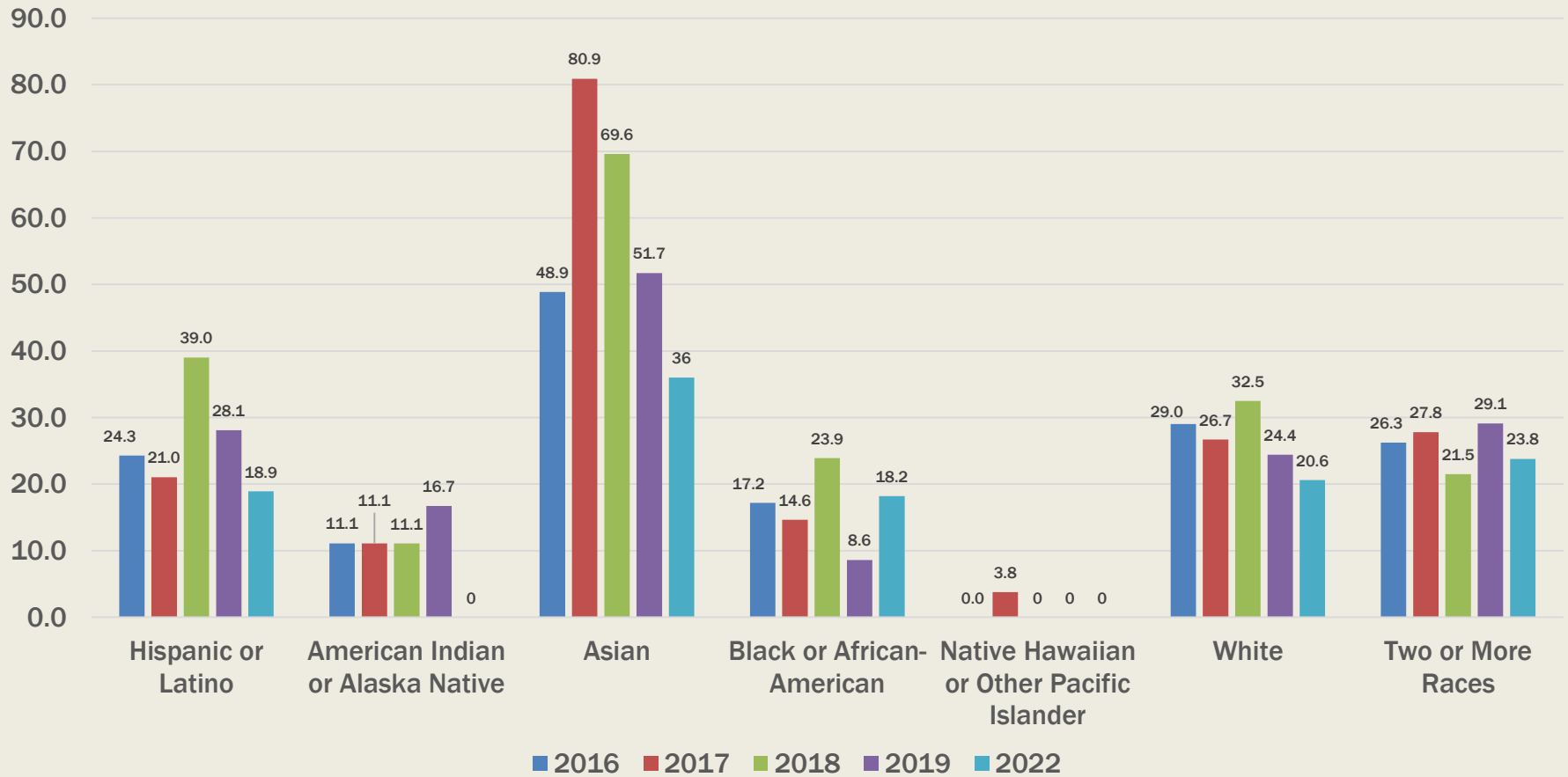
MATHEMATICS

GENDER



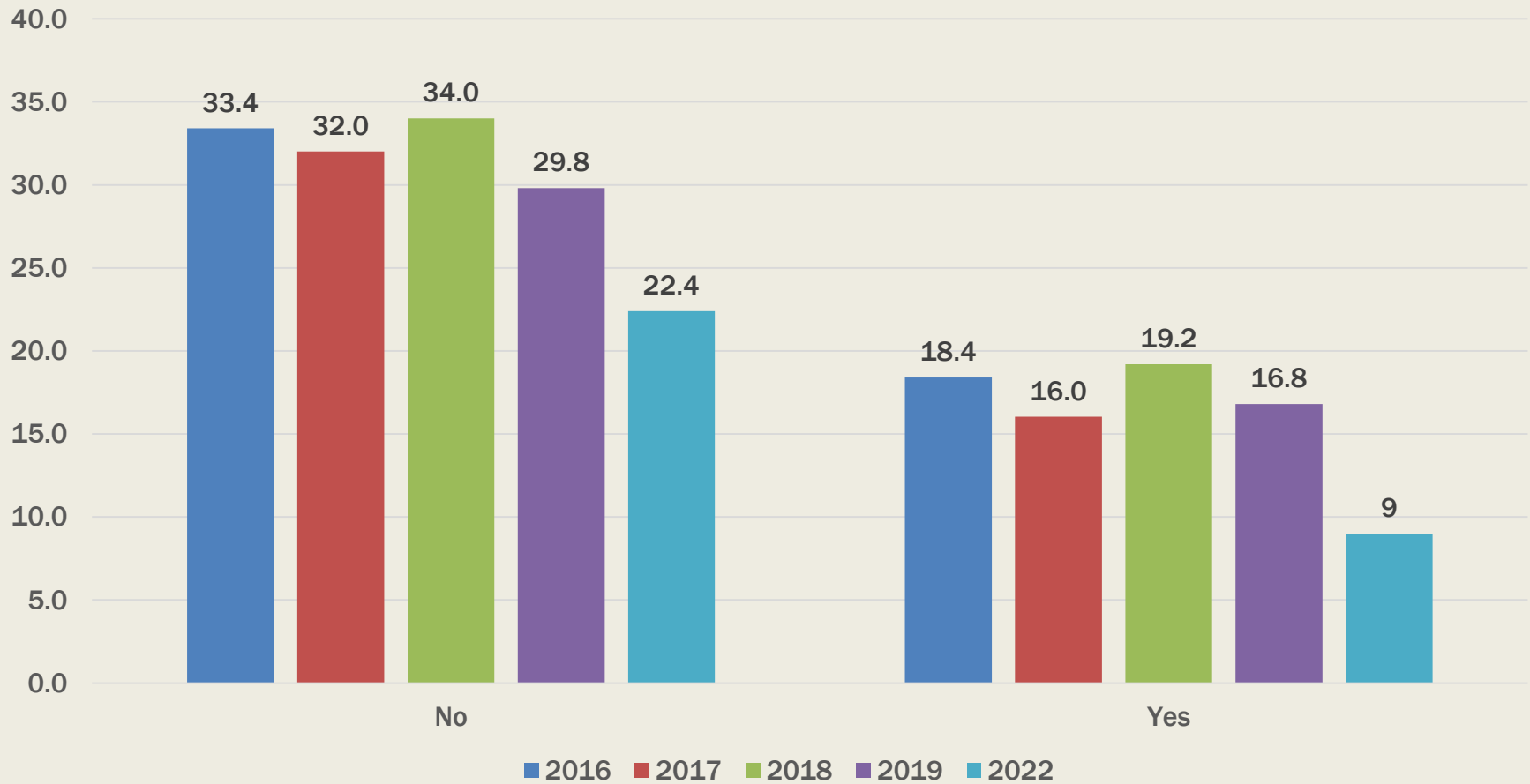
MATHEMATICS

ETHNICITY/RACE



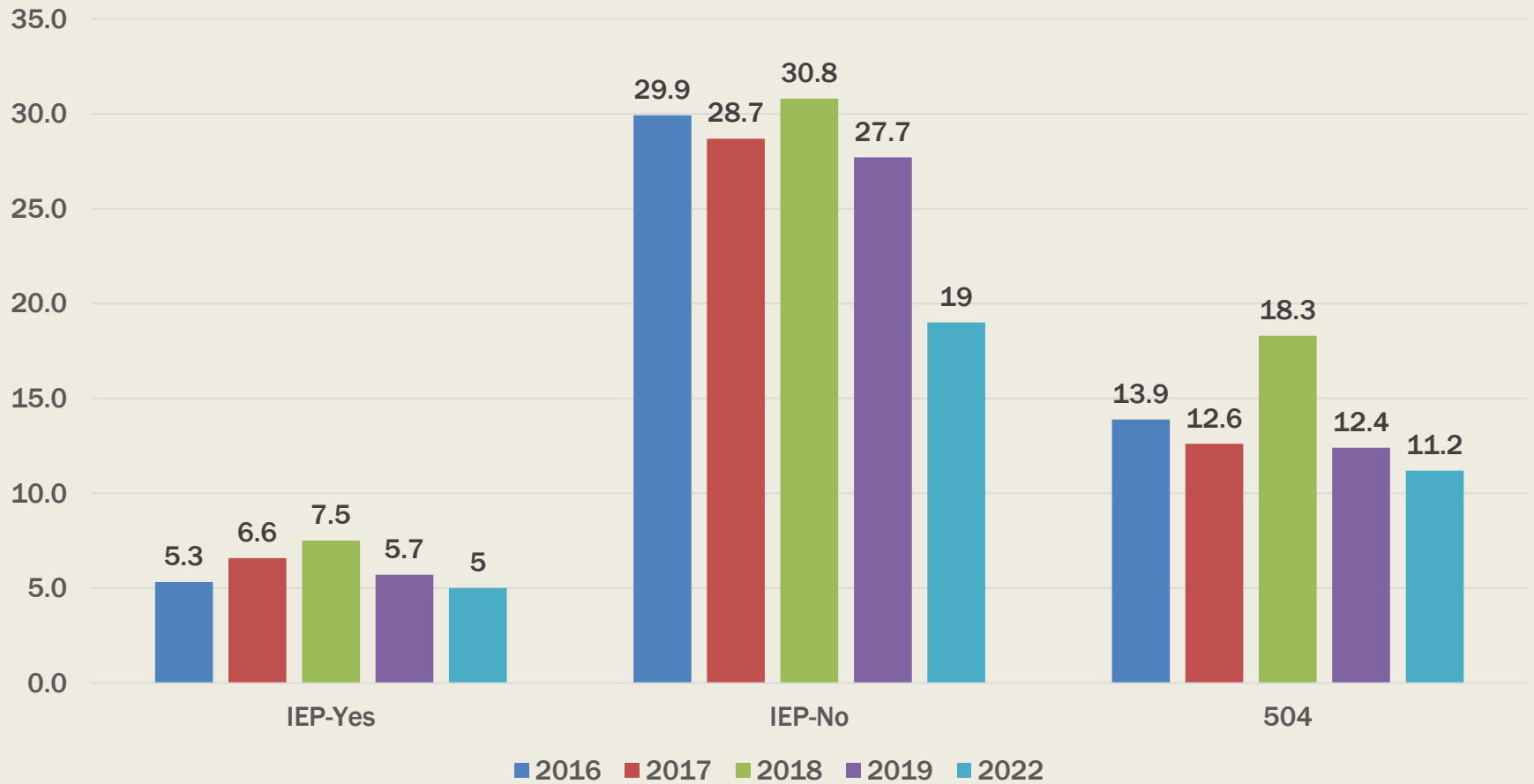
MATHEMATICS

ECONOMIC DISADVANTAGE



MATHEMATICS

STUDENTS WITH DISABILITIES



ACCESS FOR ELLS SPRING 2022

ACCESS for ELLS 2.0 is an English language proficiency assessment for Grades k-12. The test is administered every year to help school districts monitor the English development of students identified as English language learners.

	Total Tested (24)	1-Entering Knows and uses minimal social and academic language with visual and graphic support	2-Emerging Knows and uses some social English and general academic language with visual and graphic support	3-Developing Knows and uses social English and some specific academic language with visual and graphic support	4-Expanding Knows and uses social English and some technical academic language	5-Bridging Knows and uses social and academic language working with grade level material.	6-Reaching Knows and uses social and academic language at the highest level measured by this test
Kindergarten	2	100%	0	0	0	0	0
First Grade	4	25%	50%	25%	0	0	0
Second Grade	5	0	20%	60%	20%	0	0
Third Grade	4	0	25%	50%	25%	0	0
Fourth Grade	5	0	0	40%	0	60%	0
Fifth Grade	2	0	0	0	50%	50%	0
Sixth Grade	2	0	100%	0	0	0	0
Seventh Grade	0	0	0	0	0	0	0
Eighth Grade	1	100%	0	0	0	0	0
Ninth Grade	2	0	0	50%	50%	0	0
Tenth Grade	0	0	0	0	0	0	0

Addressing Student Achievement 2022-2023

- **Exploring Core Learning Materials**
- ***Reading Inventory* Benchmark Assessment Grades 5-8**
- ***Link It* Benchmark Testing & Data Analysis**
- **Summer Programs ELA and Math K-8**
- **ELA & Math Clinics-HS and MS**
- **Extended Day Program- Simmons**
- ***iXL* Online Math Program-Supplementary**
- **Basic Skills Reading and Early Intervention-Simmons**
- ***Reflex & Frax* Math-Simmons**
- ***Read 180*-MS and HS**
- **District Literacy Specialists**
- **Basic Skills Reading MS**
- **Professional Development**
- **ELA & Math Boost Classes- MS**
- **Staffing Additions**
- **21st Century-Homework Help**
- **Special Education Extended Year Programs**
- **Balanced Literacy-K-8**
- ***Flocabulary* Online Program-K-5-Supplementary**
- **Kindergarten Screening**
- **Gifted and Talented Programs K-12**
- **National Honor Society Tutoring Program**
- **School Intervention Teams-Simmons & MS**
- **Summer Connections-K-12**
- **Parent-Teacher Communications**
- **Student Academic Recognition Programs**
- **ELL Services**

NJSLA ADMINISTRATION DATES 2023

ALL SCHOOLS

May 1-26, 2023